



YouTube

# MC603


Scan and see more!



POWER SUPPLY:	400V/50Hz
PUMP MOTOR POWER:	1,1 kW
TRANSMISSION ENGINE POWER:	2,2 kW
RIM DIAMETER:	13" - 27"
RIM WIDTH:	800 mm
MAX. WHEEL DIAMETER:	1600 mm
WEIGHT:	600 kg
NOISE LEVEL:	< 70 dBA
SIZE OF THE PACKAGE:	160x200x108 cm

Designed for mounting and dismounting of tubeless and tubed tires ♦ For car wheels trucks, buses, agricultural and construction machinery ♦ Plate breaker and claw placed on rotary head for quick tool change ♦ Specially profiled impact plate allows for efficient disassembly of the tire without risk of damage ♦ Mobile platform for fast and precise wheel alignment ♦ Safe control voltage (24V) eliminates the risk of electric shock


### STANDARD EQUIPMENT




**POWERFUL MOUNTING JAWS**



**CONTROL BOX WITH TOOL HOLDERS**



**CLOCK TO CONTROL THE WORKING PRESSURE**



**POWERFUL PLATE BREAKER WITH COMFORTABLE LOCK**